

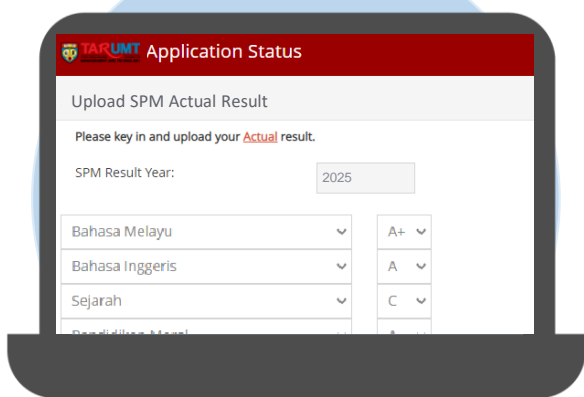
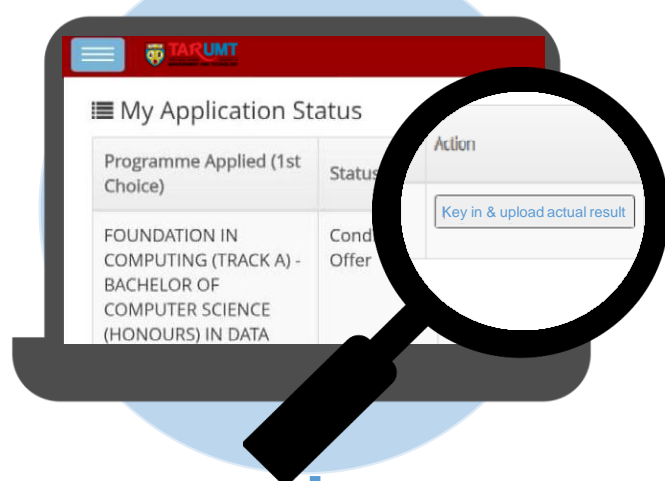
STEPS FOR REGISTERED STUDENTS ON CONDITIONAL OFFERS TO UPLOAD SPM 2025 ACTUAL RESULTS

Upon release of SPM results:



STEP 1:
Login to your online application
account at
<http://bit.ly/TARUMTapp>
(within 3 days)

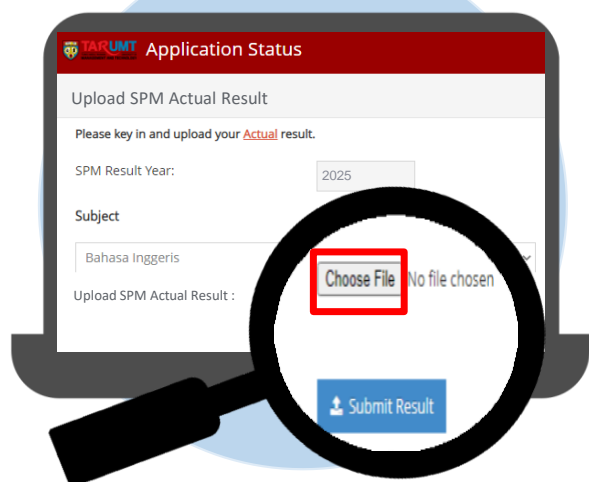
STEP 2:
Click 'Key in &
upload actual result'



STEP 3:
Key in your SPM actual grades

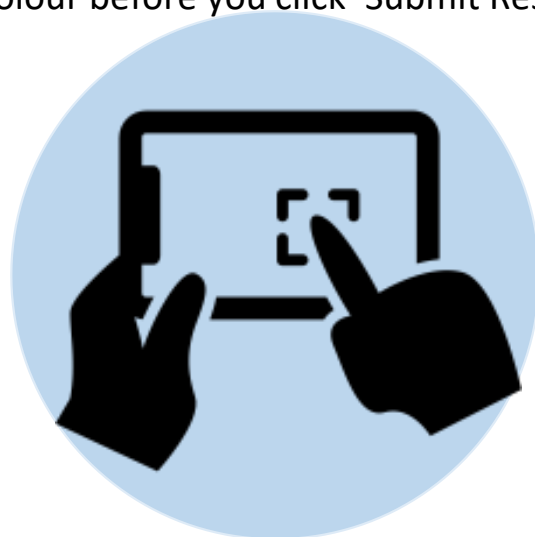
STEP 4:
Upload your SPM actual results

Note: Please upload a clear scanned/snapped FULL IMAGE copy of your SPM results from its original and in colour before you click 'Submit Result'.



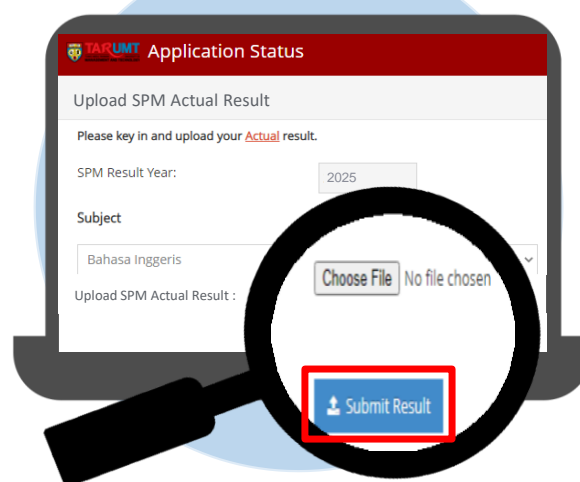
Click 'Choose File'

>




Snap SPM results

>



Click 'Submit Result'



STEP 5:
Wait for the University to notify
you on your offer status
via email & SMS